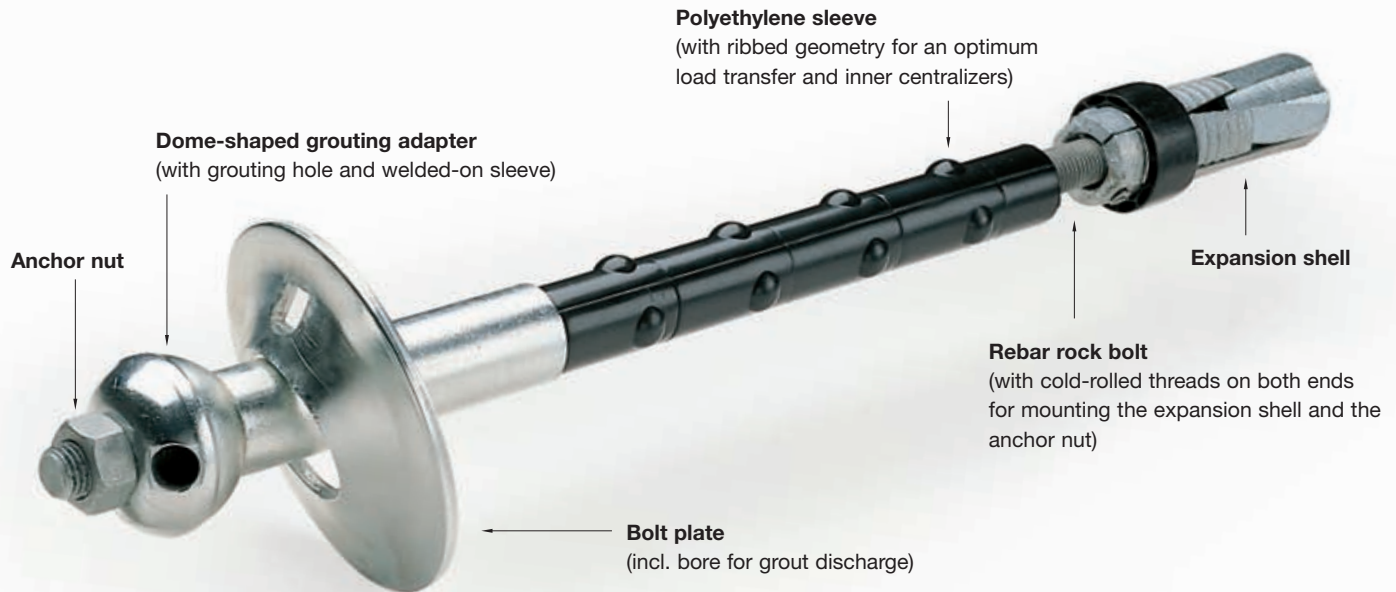


CT-Bolt™



System Description

- Combination rock bolt
- Application as temporary and long-term ground control system
- Immediate point anchorage in terms of an expansion shell anchor
- Post-grouting assembly features double corrosion protection
- Fully automated or manual bolt installation



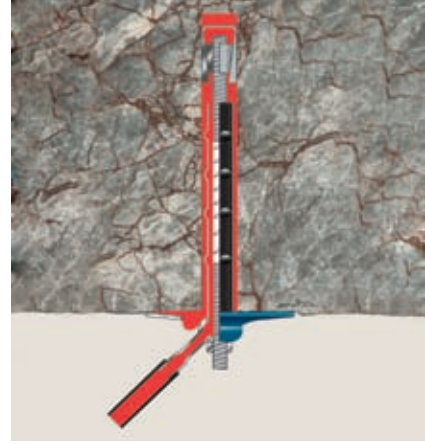

Field of Applications

Main applications of the CT-Bolt™:

- Systematic permanent reinforcement of underground excavations
- Ground support for areas with limited or no access during operational lifetime
- Mining: permanent roadways and excavations
- Hydropower and underground oil or gas storage caverns
- Sub-sea and sewer tunnels



Installation Procedure



Borehole drilling

- Drilling of a borehole \varnothing 44-51 mm
- Recommended borehole length: about 100 mm longer than the bolt length

Bolt installation

- Insertion of the assembled CT-Bolt™ into the pre-drilled borehole
- Pressing the bolt plate firmly against the excavation surface
- Activation of the expansion anchor by pre-stressing of the anchor nut provides immediate point anchorage
- Typical required torque: 200-300 Nm

Flexible bolt grouting

- Preparation of either mortar or cement according the given specifications
- Connection of an injection adapter to the grouting adapter of the CT-Bolt™
- Primary grout flow inside the polypropylene sleeve towards the bolt's toe (expansion shell) - complete grout coverage of the rebar
- Secondary grout flow outside the polypropylene sleeve until the grouting medium flows out at the bore for grout discharge at the hemispherical bolt plate

Fully automated installation

- Optional automation unit available



Combination rock bolt

- Active reinforcement by pre-stressing of the expansion anchor
- Allowance of a certain amount of elastic deformation of the rebar induced by displacements of the rock mass
- Flexible grouting behind the working face allows an optimum adoption of the CT-Bolt™ to given ground and operating conditions
- Optimum alignment and assurance of complete grout coverage of the of the rock bolt by the polypropylene sleeve

Unique choice of the corrosion protection level

- Protection of the load-bearing components of the CT-Bolt™ according to given levels of corrosive environments
- Bolts are available black, hot dip galvanised, or with a special Combi Coat® (combination of hot-dip galvanizing, zinc phosphate, and powder coating)
- Indicated lifetimes for load-bearing components of the fully-grouted CT-Bolt™ by accelerated corrosion tests performed by Vik Ørsta AS from 50 (black type) to 150 (Combi Coat® type) years

Rock bolt testing equipment

- Rock bolt testing provides a quality control of the rock bolt system behaviour in combination with given ground conditions
- Bolt load indicators and custom-specific pull test kits are provided upon request



Specifications and Prime Advantages of the CT-Bolt™

Specifications

#	Parameter	Unit	CT-M20	CT-M22
1	Outer Rebar Diameter	[mm]	20	21.7
2	Thread Designation	[mm]	M20	M22
3	Characteristic Yield Load ¹⁾	[kN]	140	230
4	Characteristic max. Tensile Load ¹⁾	[kN]	170	290
5	Borehole Diameter Range	[mm]	44 – 51 ²⁾	
6	Delivery Lengths	[m]	1.5 – 6.0 ³⁾	

1) After grouting

2) Expansion shells for larger borehole diameters available on request

3) Delivery lengths up to 8.0 m are available on request



Prime Advantages

Combination rock bolt

- Efficient, practically proven, and reliable rock reinforcement system
- Combination of an immediate point anchorage and a fully grouted rock bolt
- Immediate load-bearing capacity after installation by the mechanical anchor
- Fast installation and flexible post-grouting behind the working face
- Double corrosion protection by the polypropylene sleeve and grout coverage
- Easy adjustment of the corrosion protection level to customer demands
- Fully automated or manual installation procedure



Austria
 DYWIDAG-SYSTEMS
 INTERNATIONAL GMBH
 Wagram 49
 4061 Pasching/Linz, Austria
 Phone +43-7229-61049-0
 Fax +43-7229-61049-80
 E-mail: alwag@dywidag-systems.at
 www.alwag.com

DYWIDAG-SYSTEMS
 INTERNATIONAL GMBH
 Christophorusstrasse 12
 5061 Elsbethen/Salzburg, Austria
 Phone +43-662-62 57 97 0
 Fax +43-662-62 86 72
 E-mail: dsi-a@dywidag-systems.at
 www.dywidag-systems.at

Belgium and Luxembourg
 DYWIDAG-SYSTEMS
 INTERNATIONAL N.V.
 Industrieweg 25
 3190 Boortmeerbeek, Belgium
 Phone +32-16-60 77 60
 Fax +32-16-60 77 66
 E-mail: info@dywidag.be

France
 DSI-Artèon
 Avenue du Bicentenaire
 ZI Dagneux-BP 50053
 01122 Montluel Cedex, France
 Phone +33-4-78 79 27 82
 Fax +33-4-78 79 01 56
 E-mail: dsi.france@dywidag.fr
 www.dywidag.fr

Germany
 DYWIDAG-SYSTEMS
 INTERNATIONAL GMBH
 Siemensstrasse 8
 85716 Unterschleissheim, Germany
 Phone +49-89-309050 100
 Fax +49-89-309050 120
 E-mail: dsihv@dywidag-systems.com
 www.dywidag-systems.com

DYWIDAG-SYSTEMS
 INTERNATIONAL GMBH
 Max-Planck-Ring 1
 40764 Langenfeld, Germany
 Phone +49-2173-79 02 0
 Fax +49-2173-79 02 20
 E-mail: suspa@dywidag-systems.com
 www.suspa-dsi.de

DYWIDAG-SYSTEMS
 INTERNATIONAL GMBH
 Germanenstrasse 8
 86343 Koenigsbrunn, Germany
 Phone +49-8231-96 07 0
 Fax +49-8231-96 07 40
 E-mail: suspa@dywidag-systems.com
 www.suspa-dsi.de

Please note:

This brochure serves basic information purposes only. Technical data and information provided herein shall be considered non-binding and may be subject to change without notice. We do not assume any liability for losses or damages attributed to the use of this technical data and any improper use of our products. Should you require further information on particular products, please do not hesitate to contact us.

Italy
 DYWIT S.P.A.
 Via Grandi, 68
 20017 Mazzo di Rho (Milano), Italy
 Phone +39-02-93 46 87 1
 Fax +39-02-93 46 87 301
 E-mail: info@dywit.it

Netherlands
 DYWIDAG-SYSTEMS
 INTERNATIONAL B.V.
 Veilingweg 2
 5301 KM Zaltbommel, Netherlands
 Phone +31-418-57 89 22
 Fax +31-418-51 30 12
 E-mail: email@dsi-nl.nl
 www.dsi-nl.nl

Norway
 DYWIDAG-SYSTEMS
 INTERNATIONAL A/S
 Industrierveien 7A
 1483 Skytta, Norway
 Phone +47-67-06 15 60
 Fax +47-67-06 15 59
 E-mail: manager@dsi-dywidag.no

Portugal
 DYWIDAG-SYSTEMS
 INTERNATIONAL LDA
 Rua do Polo Sul
 Lote 1.01.1.1 – 2B
 1990-273 Lisbon, Portugal
 Phone +351-21-89 22 890
 Fax +351-21-89 22 899
 E-mail: dsi.lisboa@dywidag.pt

Spain
 DYWIDAG SISTEMAS
 CONSTRUCTIVOS, S.A.
 Avenida de la Industria, 4
 Pol. Ind. La Cantuena
 28947 Fuenlabrada (MADRID), Spain
 Phone +34-91-642 20 72
 Fax +34-91-642 27 10
 E-mail: dywidag@dywidag-sistemas.com
 www.dywidag-sistemas.com

United Kingdom
 DYWIDAG-SYSTEMS
 INTERNATIONAL LTD.
 Northfield Road
 Southam, Warwickshire
 CV47 0FG, Great Britain
 Phone +44-1926-81 39 80
 Fax +44-1926-81 38 17
 E-mail: sales@dywidag.co.uk
 www.dywidag-systems.com/uk

- AUSTRIA
- ARGENTINA
- AUSTRALIA
- BELGIUM
- BOSNIA AND HERZEGOVINA
- BRAZIL
- CANADA
- CHILE
- COLOMBIA
- COSTA RICA
- CROATIA
- CZECH REPUBLIC
- DENMARK
- EGYPT
- ESTONIA
- FINLAND
- FRANCE
- GERMANY
- GREECE
- GUATEMALA
- HONDURAS
- HONG KONG
- INDONESIA
- IRAN
- ITALY
- JAPAN
- KOREA
- LEBANON
- LUXEMBOURG
- MALAYSIA
- MEXICO
- NETHERLANDS
- NORWAY
- OMAN
- PANAMA
- PARAGUAY
- PERU
- POLAND
- PORTUGAL
- QATAR
- SAUDI ARABIA
- SINGAPORE
- SOUTH AFRICA
- SPAIN
- SWEDEN
- SWITZERLAND
- TAIWAN
- THAILAND
- TURKEY
- UNITED ARAB EMIRATES
- UNITED KINGDOM
- URUGUAY
- USA
- VENEZUELA



www.dsi-tunneling.com

"Combi Coat®" and "CT-Bolt™" are trademarks of Vik Ørsta AS.
 DYWIDAG-Systems International GmbH is a partner of Vik Ørsta AS.